

È possibile programmare i propri trading system senza essere dei programmatori professionisti?

Semberebbe una domanda da un milione di euro...

ANDREA ANGIOLINI
Algoritmica.pro S.r.l.



Trading system

Un trading system è un insieme di regole predefinite, codificate in un linguaggio di programmazione, finalizzate ad attuare una strategia di trading.





Cosa sarete in grado di fare
dopo questo webinar?



Impariamo...

1. Leggere la struttura di un codice
2. Differenti tipologie di dati
3. Perché è importante saper leggere un codice

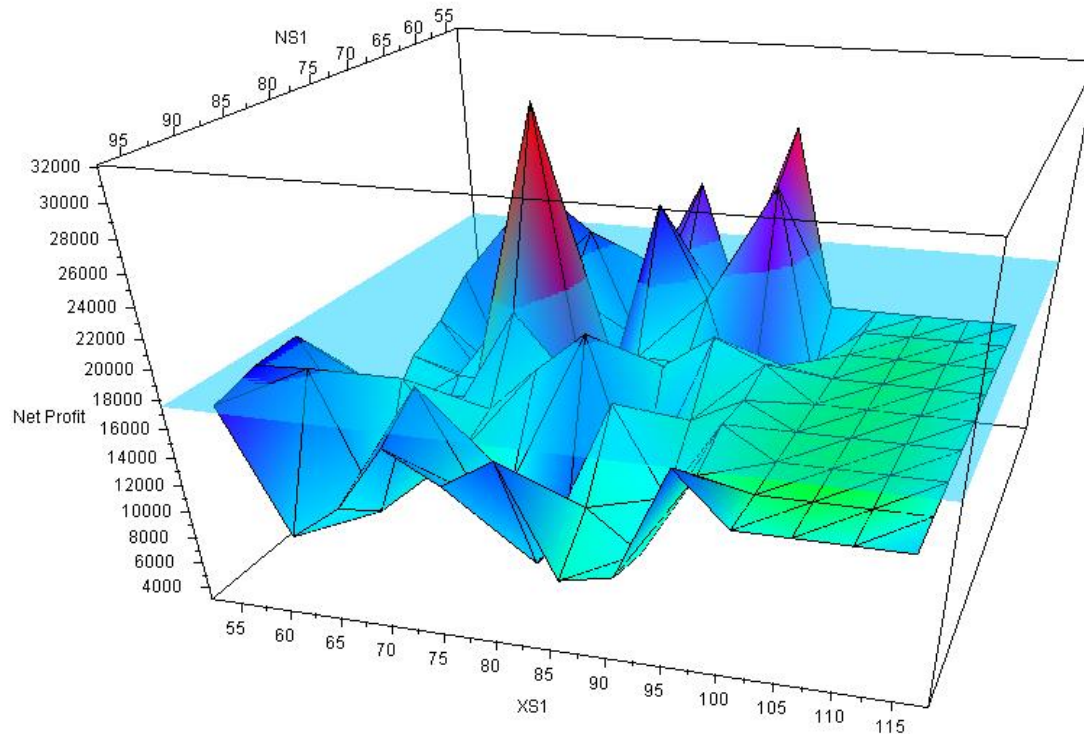


What's next?

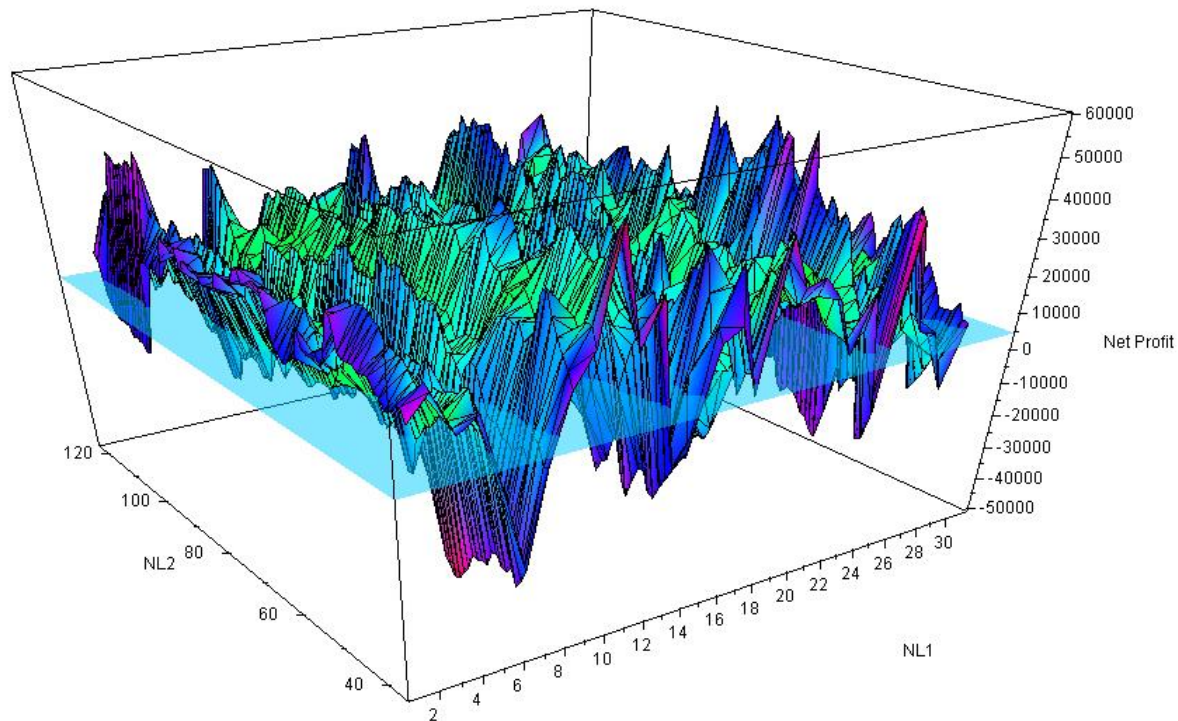
1. Trader sistematici consapevoli
2. Controllo sul significato degli input
3. Iniziare un percorso di studio del linguaggio



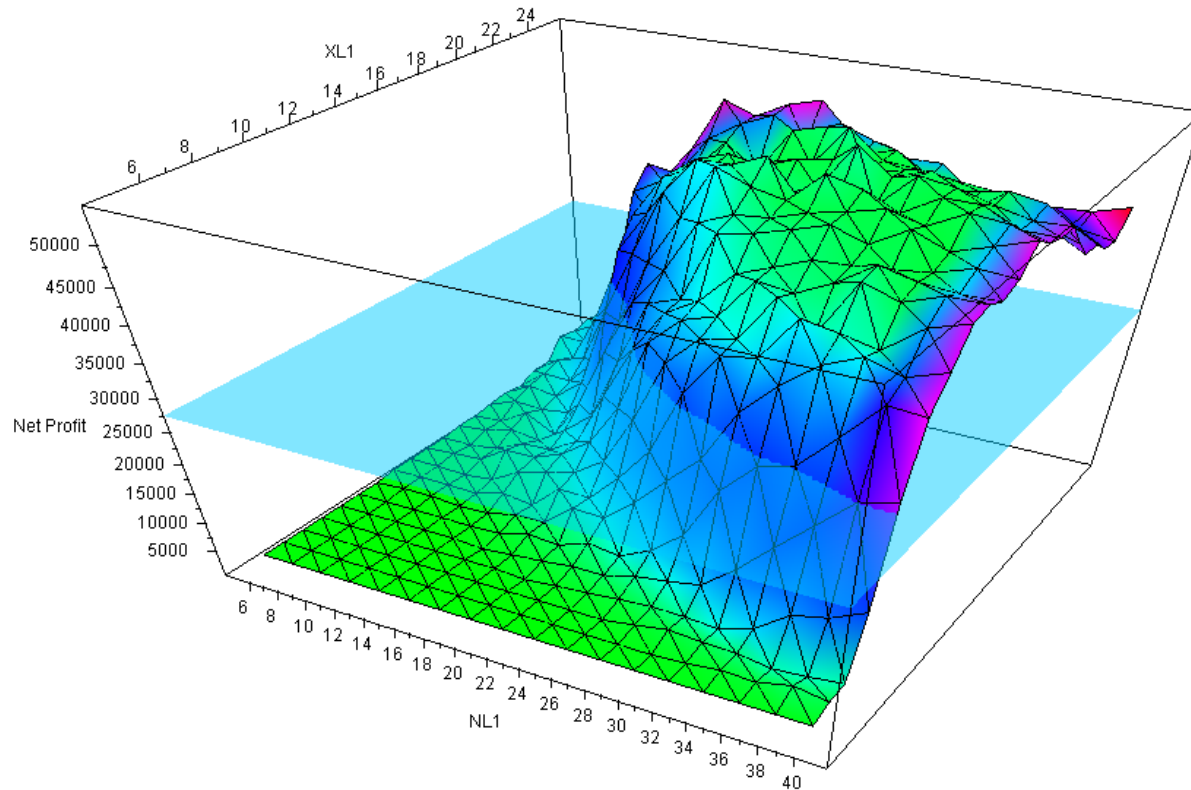
Sovraottimizzazione



Instabilità

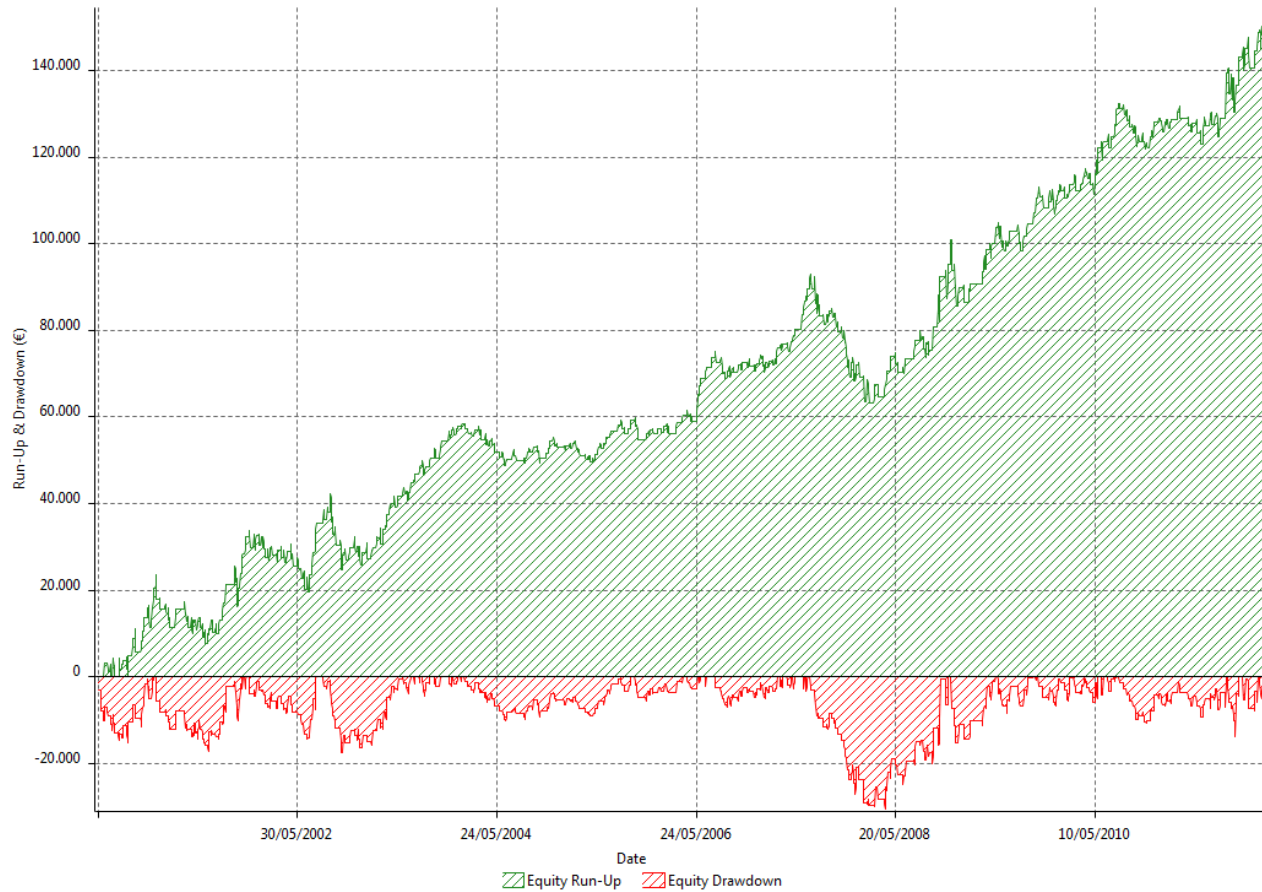


Area stabile



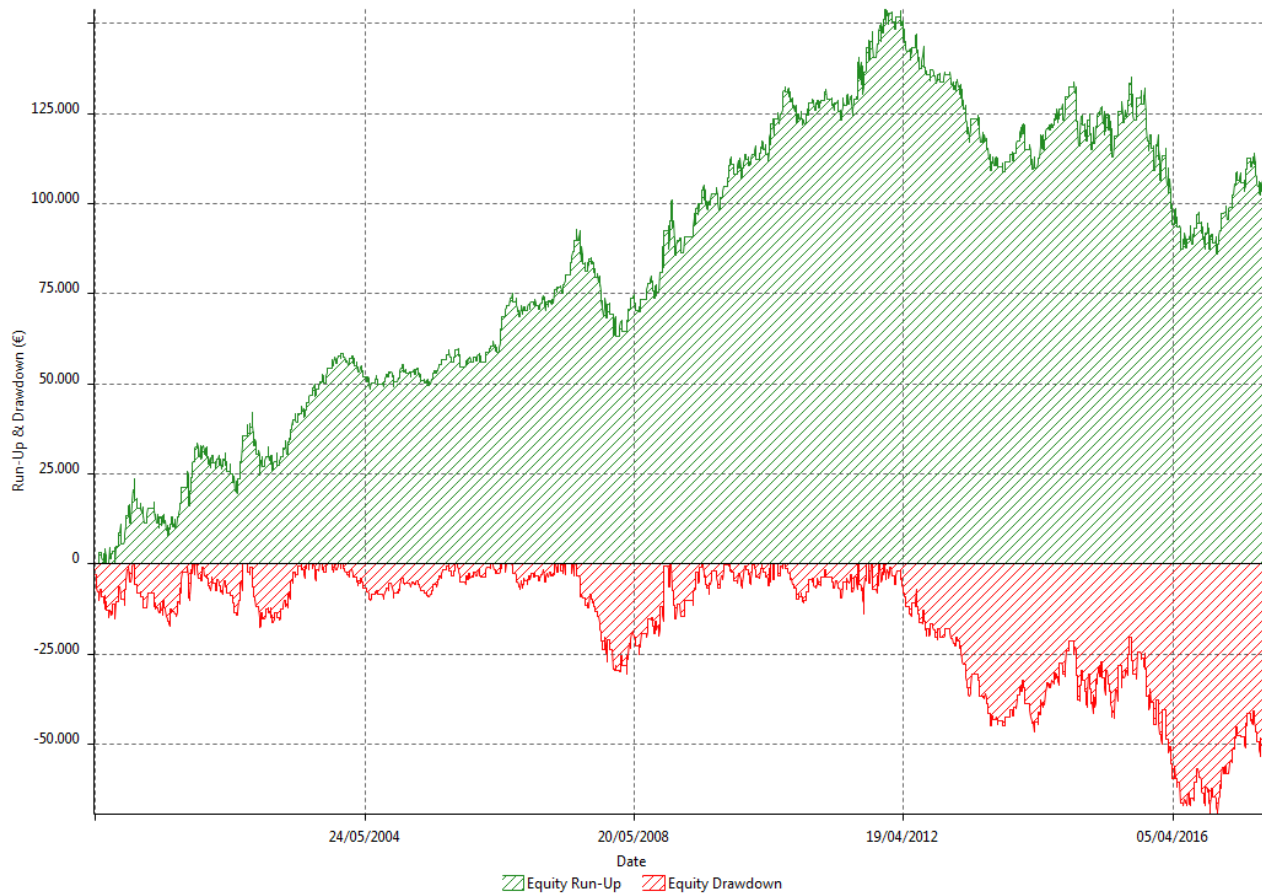
Cosa vediamo?

Equity Run-up & Drawdown

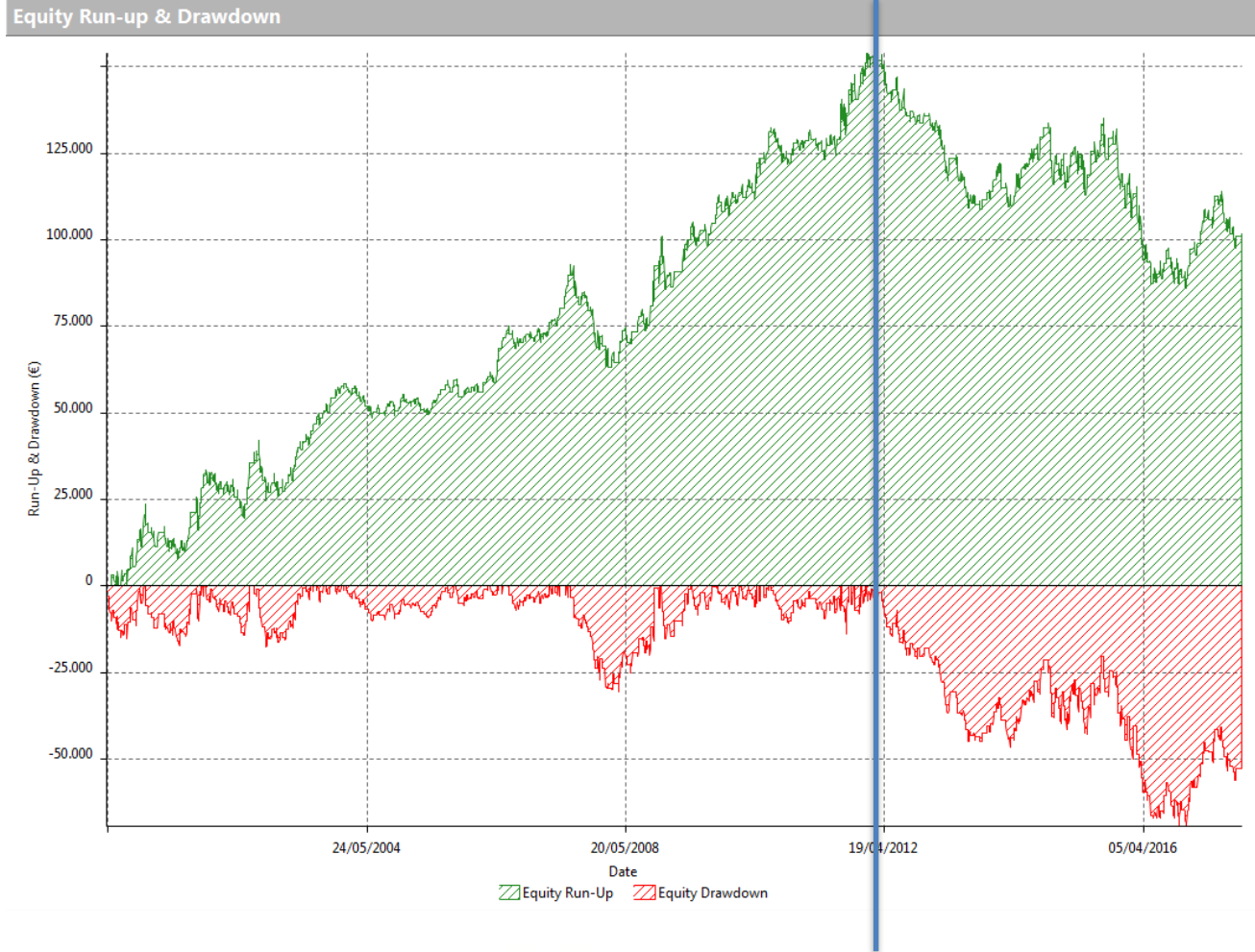


Cosa non vogliamo!

Equity Run-up & Drawdown



Cosa non vogliamo!





La nostra mission

«Creare trader sistematici automatici
completamente autonomi nella gestione
dell'infrastruttura informatica»







Impariamo...

1. Leggere la struttura di un codice
2. Differenti tipologie di dati
3. Perché è importante saper leggere un codice



Programmazione da trader!



Il codice è diviso in aree

1. Dichiarazione inputs e variabili
2. Condizioni della strategia
3. Ordini ingresso e di uscita



```
Algorithmica_SPY_Test
1 inputs: MediaCorta(5), MediaLunga(20), MediaUscita(10);
2
3 condition1 = Close < Average(Close,MediaCorta) AND Close > Average(Close,MediaLunga);
4 condition2 = Close > Average(Close,MediaCorta) AND Close < Average(Close,MediaLunga);
5 condition3 = Close[1] > Average(Close,MediaUscita)[1];
6 condition4 = Close[1] < Average(Close,MediaUscita)[1];
7
8 if condition1 and condition3 = false then buy next bar at low limit;
9 if condition2 and condition4 = false then sell short next bar at high limit;
10
11 if condition3 then Sell next bar at market;
12 if condition4 then Buy To Cover next bar at market;
13
```

Ln13 Col1 Ch1 | SAVEd | COMPILED | NUM



```
Algo mica_SPY_Test
1 inputs: MediaCorta (5), MediaLunga (20), MediaUscita (10);
2
3 condition1 = Close < Average(Close,MediaCorta) AND Close > Average(Close,MediaLunga);
4 condition2 = Close > Average(Close,MediaCorta) AND Close < Average(Close,MediaLunga);
5 condition3 = Close[1] > Average(Close,MediaUscita) [1];
6 condition4 = Close[1] < Average(Close,MediaUscita) [1];
7
8 if condition1 and condition3 = false then buy next bar at low limit;
9 if condition2 and condition4 = false then sell short next bar at high limit;
10
11 if condition3 then Sell next bar at market;
12 if condition4 then Buy To Cover next bar at market;
13
```

Ln13 Col1 Ch1 | SAVED COMPILED | NUM



```
Algorithmica_SPY_Test
1 inputs: MediaCorta(5), MediaLunga(20), MediaUscita(10);
2
3 condition1 = Close < Average(Close,MediaCorta) AND Close > Average(Close,MediaLunga);
4 condition2 = Close > Average(Close,MediaCorta) AND Close < Average(Close,MediaLunga);
5 condition3 = Close[1] > Average(Close,MediaUscita)[1];
6 condition4 = Close[1] < Average(Close,MediaUscita)[1];
7
8 if condition1 and condition3 = false then buy next bar at low limit;
9 if condition2 and condition4 = false then sell short next bar at high limit;
10
11 if condition3 then Sell next bar at market;
12 if condition4 then Buy To Cover next bar at market;
13
```

Ln13 Col1 Ch1 | SAVEd COMPILED | NUM




```
Algorithmica_SPY_Test
1 inputs: MediaCorta(5), MediaLunga(20), MediaUscita(10);
2
3 condition1 = Close < Average(Close,MediaCorta) AND Close > Average(Close,MediaLunga);
4 condition2 = Close > Average(Close,MediaCorta) AND Close < Average(Close,MediaLunga);
5 condition3 = Close[1] > Average(Close,MediaUscita)[1];
6 condition4 = Close[1] < Average(Close,MediaUscita)[1];
7
8 if condition1 and condition3 = false then buy next bar at low limit;
9 if condition2 and condition4 = false then sell short next bar at high limit;
10
11 if condition3 then Sell next bar at market;
12 if condition4 then Buy To Cover next bar at market;
13
```

Ln13 Col1 Ch1 | SAVEd COMPILED | NUM





Algo 'tmica_SPY_Test



```
1 inputs: MediaCorta(5), MediaLunga(20), MediaUscita(10);
2
3 condition1 = Close < Average(Close,MediaCorta) AND Close > Average(Close,MediaLunga);
4 condition2 = Close > Average(Close,MediaCorta) AND Close < Average(Close,MediaLunga);
5 condition3 = Close[1] > Average(Close,MediaUscita)[1];
6 condition4 = Close[1] < Average(Close,MediaUscita)[1];
7
8 if condition1 and condition3 = false then buy next bar at low limit;
9 if condition2 and condition4 = false then sell short next bar at high limit;
10
11 if condition3 then Sell next bar at market;
12 if condition4 then Buy To Cover next bar at market;
13
```

Ln13 Col1 Ch1 SAVED COMPILED

NUM



Inputs



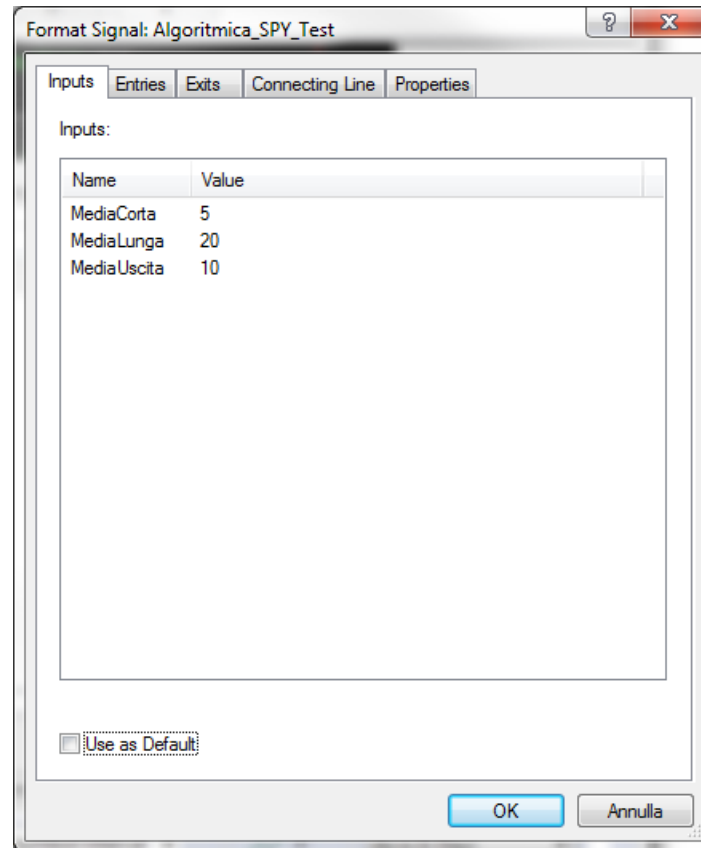


```
Algorithmica_SPY_Test
1 inputs: MediaCorta(5), MediaLunga(20), MediaUscita(10);
2
3 condition1 = Close < Average(Close,MediaCorta) AND Close > Average(Close,MediaLunga);
4 condition2 = Close > Average(Close,MediaCorta) AND Close < Average(Close,MediaLunga);
5 condition3 = Close[1] > Average(Close,MediaUscita)[1];
6 condition4 = Close[1] < Average(Close,MediaUscita)[1];
7
8 if condition1 and condition3 = false then buy next bar at low limit;
9 if condition2 and condition4 = false then sell short next bar at high limit;
10
11 if condition3 then Sell next bar at market;
12 if condition4 then Buy To Cover next bar at market;
13
```

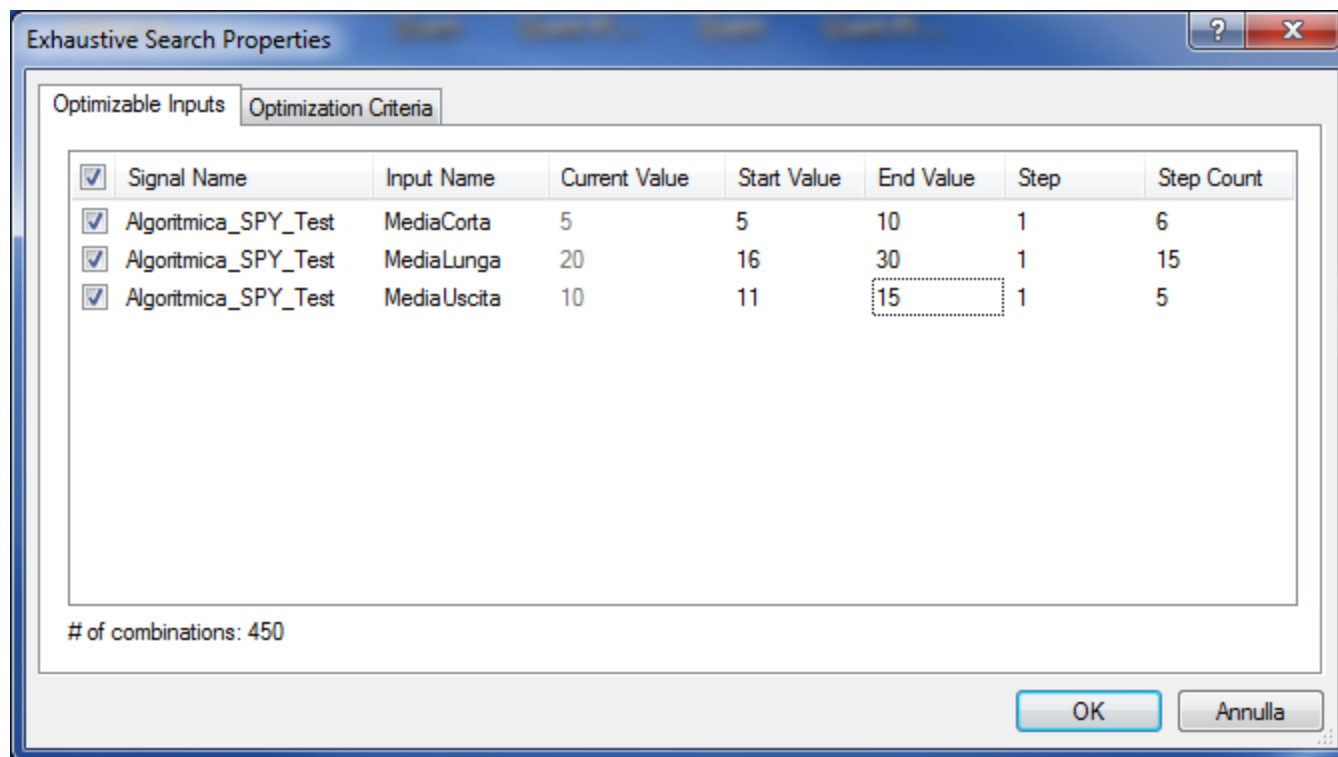
Ln13 Col1 Ch1 | SAVEd COMPILED | NUM



Inputs

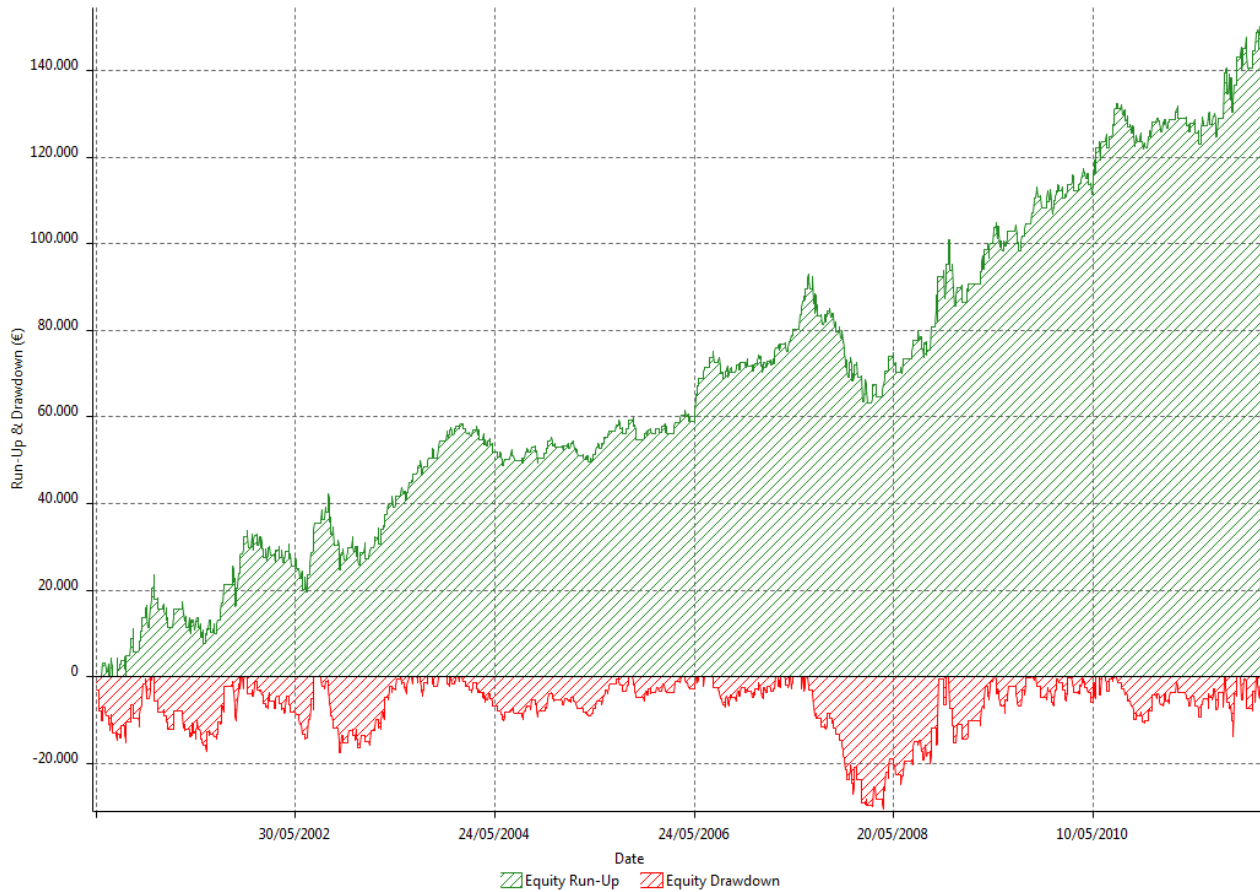


Inputs



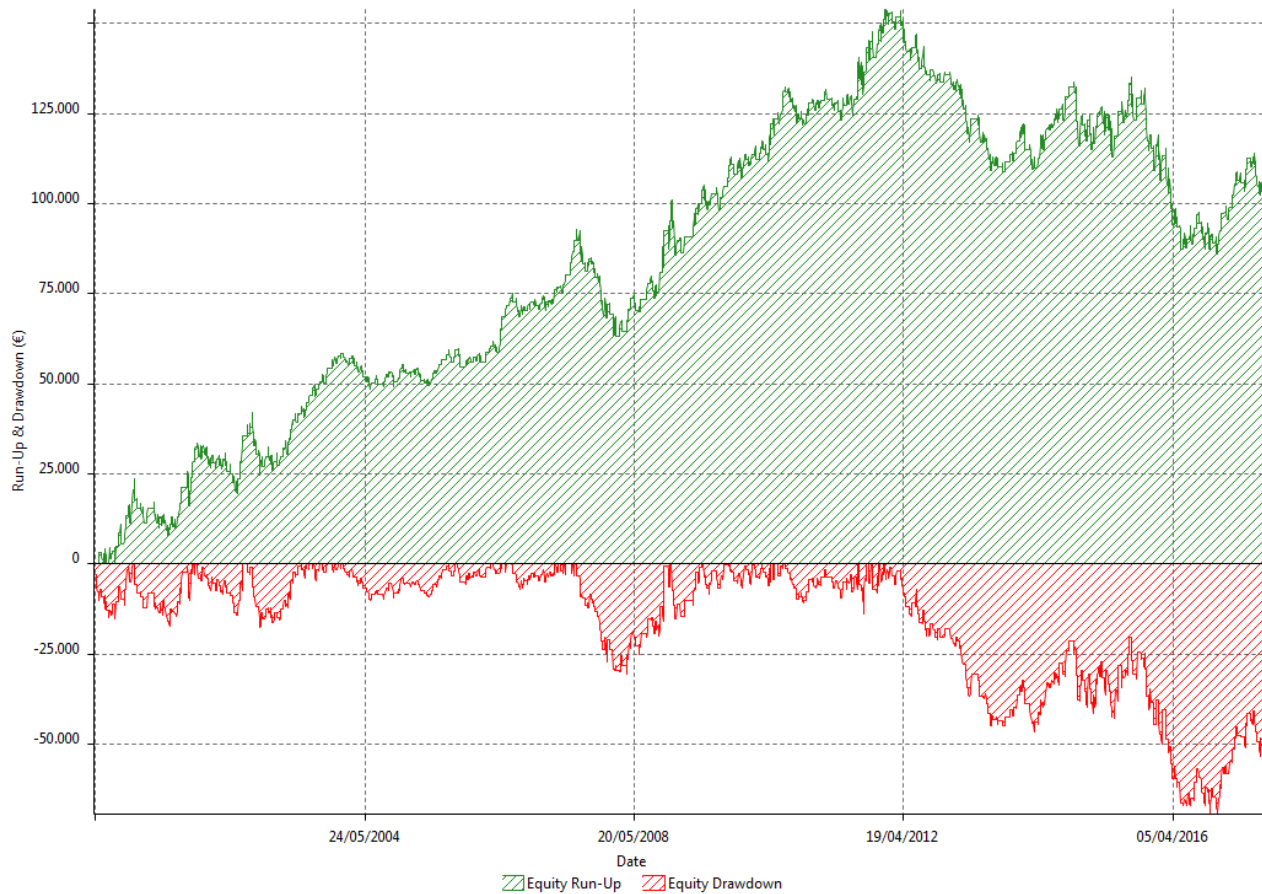
Prima

Equity Run-up & Drawdown

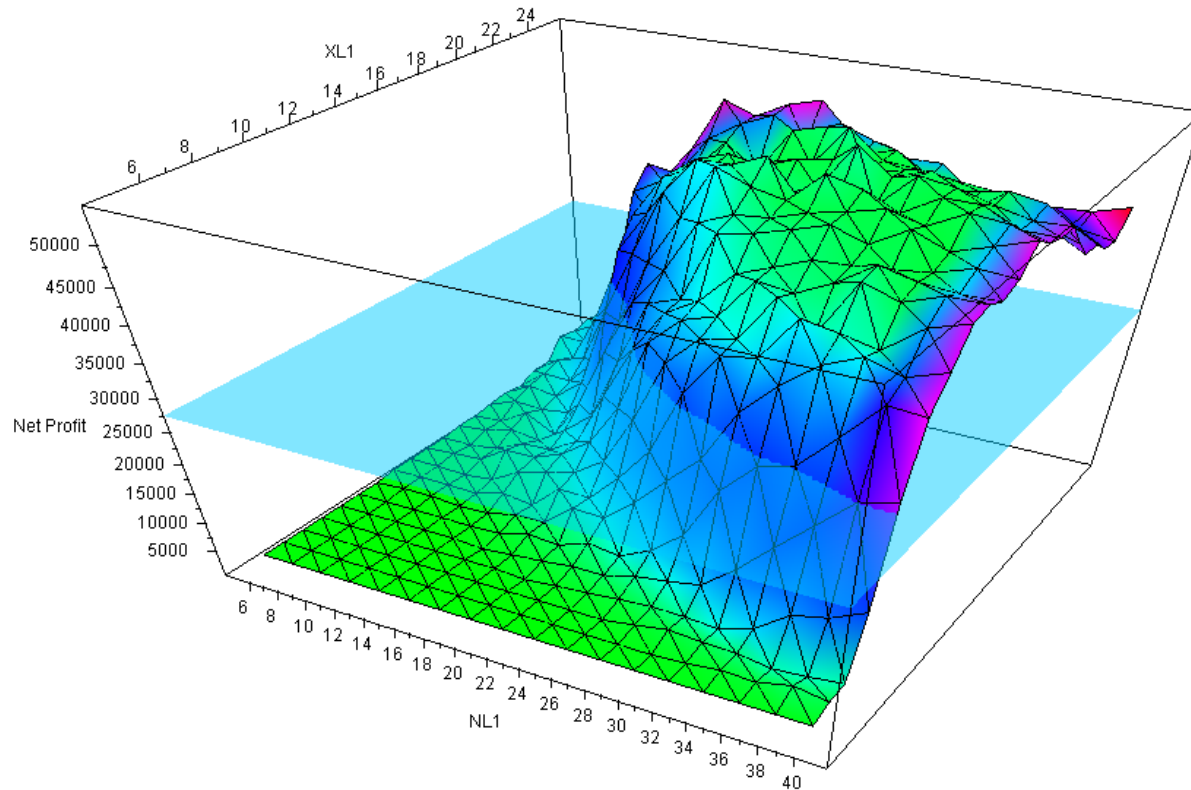


Dopo

Equity Run-up & Drawdown



Area stabile



Algo 'tmica_SPY_Test

```
1 inputs: MediaCorta (5), MediaLunga (20), MediaUscita (10);
2
3 condition1 = Close < Average(Close,MediaCorta) AND Close > Average(Close,MediaLunga);
4 condition2 = Close > Average(Close,MediaCorta) AND Close < Average(Close,MediaLunga);
5 condition3 = Close[1] > Average(Close,MediaUscita)[1];
6 condition4 = Close[1] < Average(Close,MediaUscita)[1];
7
8 if condition1 and condition3 = false then buy next bar at low limit;
9 if condition2 and condition4 = false then sell short next bar at high limit;
10
11 if condition3 then Sell next bar at market;
12 if condition4 then Buy To Cover next bar at market;
13
```

Ln13 Col1 Ch1 | SAVED COMPILED

NUM



Algo 'tmica_SPY_Test

```
1 inputs: MediaCorta (5), MediaLunga (20), MediaUscita (10);
2
3 condition1 = Close < Average(Close,MediaCorta) AND Close > Average(Close,MediaLunga);
4 condition2 = Close > Average(Close,MediaCorta) AND Close < Average(Close,MediaLunga);
5 condition3 = Close[1] > Average(Close,MediaUscita) [1];
6 condition4 = Close[1] < Average(Close,MediaUscita) [1];
7
8 if condition1 and condition3 = false then buy next bar at low limit;
9 if condition2 and condition4 = false then sell short next bar at high limit;
10
11 if condition3 then Sell next bar at market;
12 if condition4 then Buy To Cover next bar at market;
13
```

Ln13 Col1 Ch1 SAVED COMPILED

NUM



Algo 'tmica_SPY_Test

```
1 inputs: MediaCorta (5), MediaLunga (20), MediaUscita (10);
2
3 condition1 = Close < Average(Close,MediaCorta) AND Close > Average(Close,MediaLunga);
4 condition2 = Close > Average(Close,MediaCorta) AND Close < Average(Close,MediaLunga);
5 condition3 = Close[1] > Average(Close,MediaUscita) [1];
6 condition4 = Close[1] < Average(Close,MediaUscita) [1];
7
8 if condition1 and condition3 = false then buy next bar at low limit;
9 if condition2 and condition4 = false then sell short next bar at high limit;
10
11 if condition3 then Sell next bar at market;
12 if condition4 then Buy To Cover next bar at market;
13
```

Ln13 Col1 Ch1 SAVED COMPILED

NUM



Il codice è diviso in aree

1. Dichiarazione inputs e variabili
2. Condizioni della strategia
3. Ordini ingresso e di uscita



```
Algorithmica_SPY_Test
1 inputs: MediaCorta(5), MediaLunga(20), MediaUscita(10);
2
3 condition1 = Close < Average(Close,MediaCorta) AND Close > Average(Close,MediaLunga);
4 condition2 = Close > Average(Close,MediaCorta) AND Close < Average(Close,MediaLunga);
5 condition3 = Close[1] > Average(Close,MediaUscita)[1];
6 condition4 = Close[1] < Average(Close,MediaUscita)[1];
7
8 if condition1 and condition3 = false then buy next bar at low limit;
9 if condition2 and condition4 = false then sell short next bar at high limit;
10
11 if condition3 then Sell next bar at market;
12 if condition4 then Buy To Cover next bar at market;
13
```

Ln13 Col1 Ch1 | SAVEd COMPILED | NUM



Dopo il webinar riceverete
un'email con il link al manuale
Easy Language





Programmazione da trader

MultiCharts e Tradestation, piattaforme per il debug

Basi del linguaggio

Lettura del codice

Tipi di ordine e strumenti di output

Cicli for e dati in real time

Costruzione indicatori

Costruzione trading systems

Sviluppo sistema partendo dalle regole

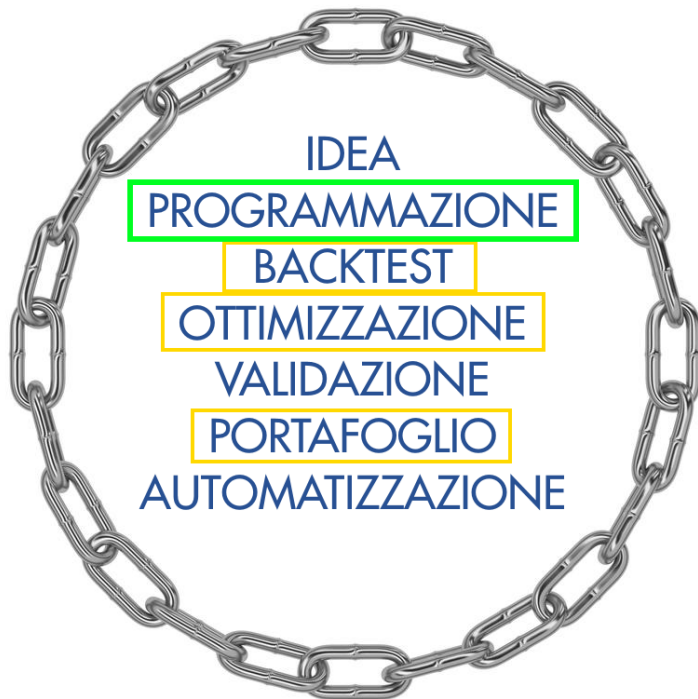


Programmazione da trader

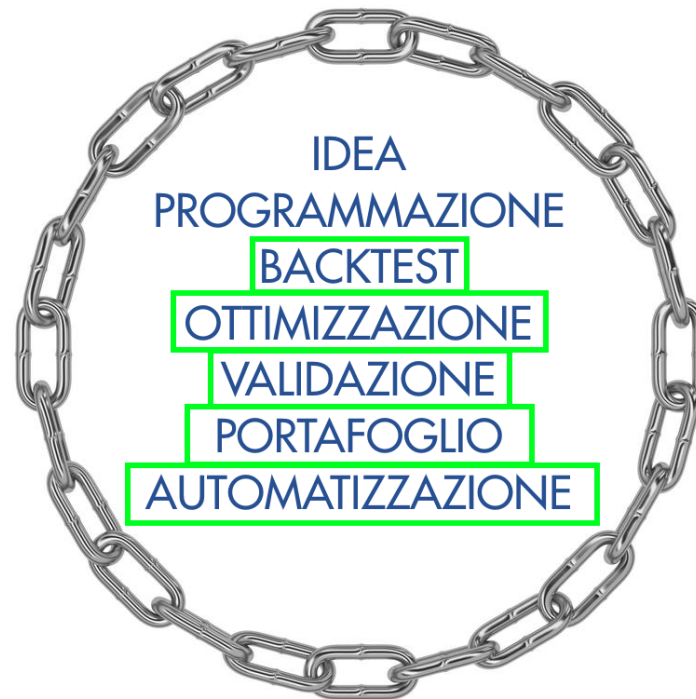
Interpretazione di una strategia e piccole integrazioni
Analisi ed interpretazione del codice
Sviluppo Trailing stop con ritracciamento
Portfolio Trader e librerie avanzate
Programmare il PMM Signal
Variabili globali
Oggetti avanzati, collezioni e liste
Libreria avanzata ADE
Costruire una libreria personalizzata con Visual Studio



Power Language



Diventare Quant

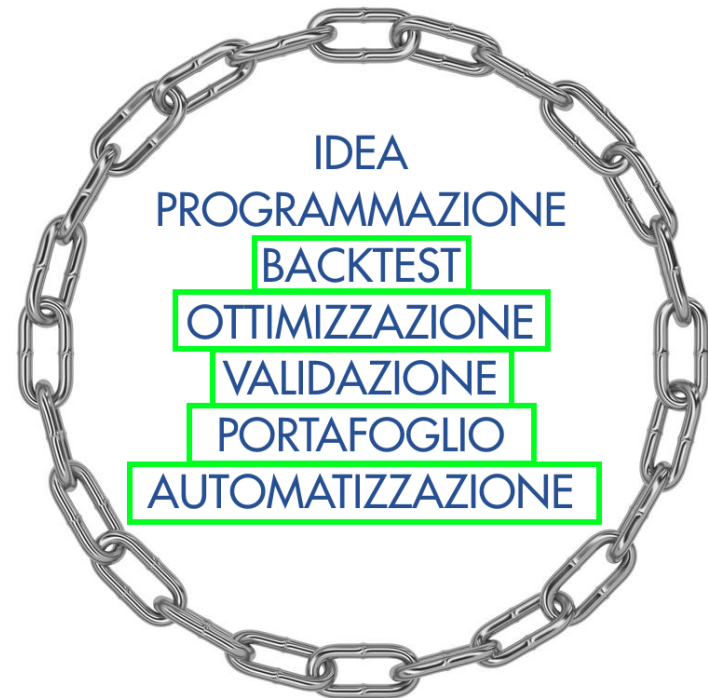


Power Language



1600 euro + IVA

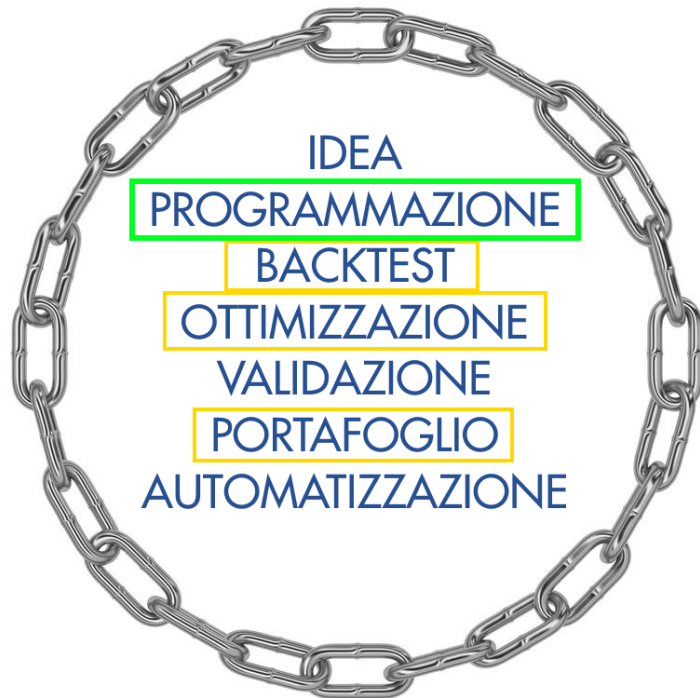
Diventare Quant



2950 euro + IVA



Power Language

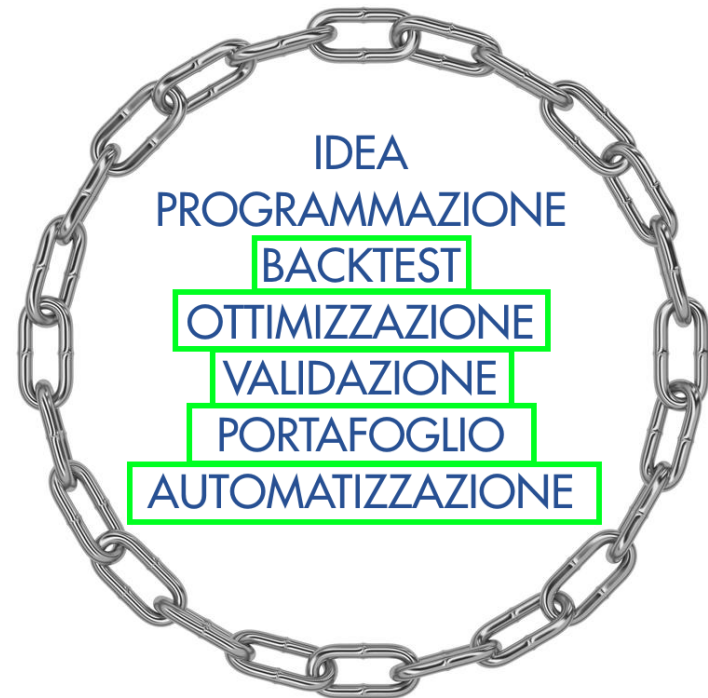


~~1600 euro + IVA~~

790 euro + IVA



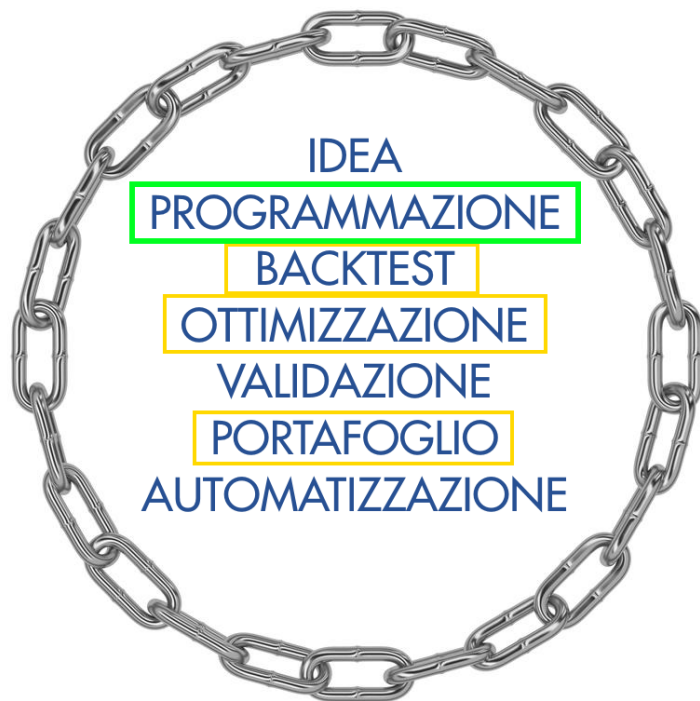
Diventare Quant



2950 euro + IVA



Power Language

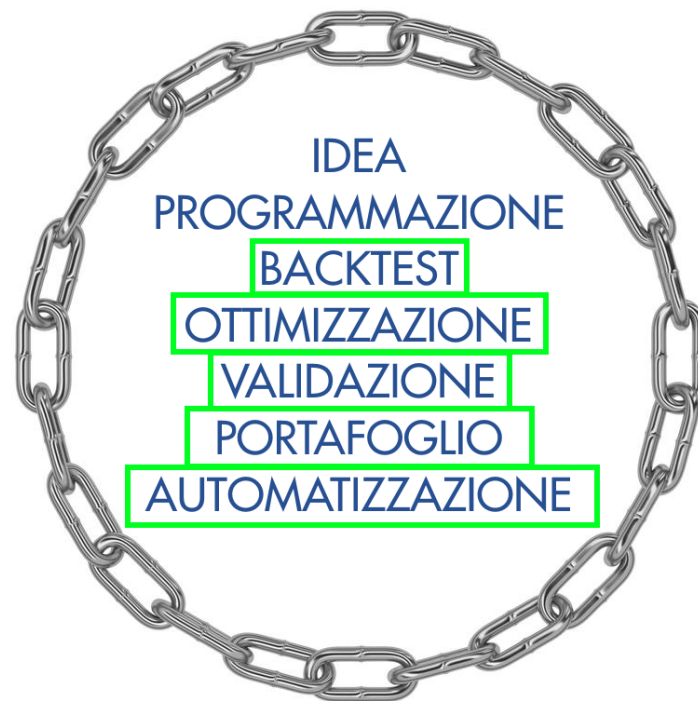


~~1600 euro + IVA~~

1490 euro + IVA




Diventare Quant



~~2950 euro + IVA~~

2550 euro + IVA





Accesso...

1. Trimestrale a 4Quants
2. Mensile Indipendente di Borsa
3. Mensile alla community

478 euro



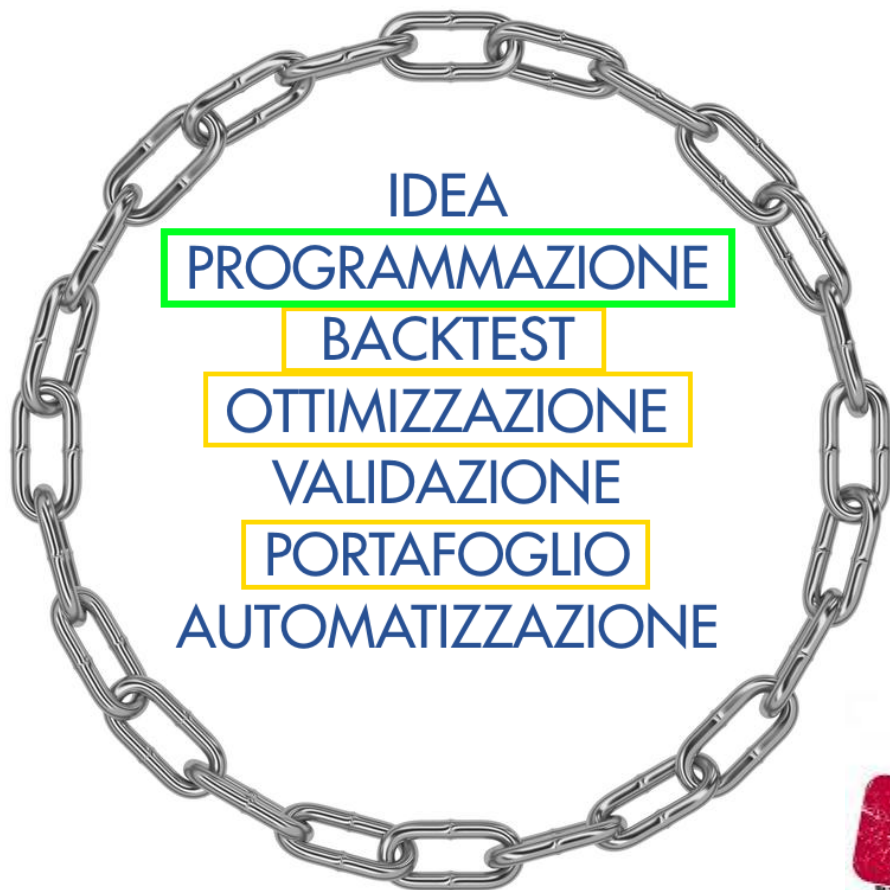


1. Trimestrale a 4Quants
2. Mensile Indipendente di Borsa
3. Mensile alla community

~~478 euro~~

0 euro !!!





... prenota il tuo posto al
corso entro domani sera su

www.powerlanguage.it



... prenota il tuo posto al
corso entro domani sera su

www.powerlanguage.it

... solo per i primi 10 !



